

**Hungaroring**  
**Swift Cup Europe**  
**Race - 1**  
**Provisional Results**



Clas	Nº	Driver	Nat	Cat	Clas	Team	Nat	Vehicle	Laps	Total Time	Gap	Interval	Km/h	Best	Time	Km/h
1	507	Móric Csermely	HUN	1.4	1	GFS Racing Team	HUN	Suzuki Swift 1.4	11	24:22.597			118.6	4	2:11.825	119.6
2	501	Fabian Dybionka	POL	1.4	2	Darek Nowicki Racing	POL	Suzuki Swift 1.4	11	24:23.562	0.965	0.965	118.5	4	2:11.838	119.6
3	505	Balázs Hartmann	HUN	1.4	3	Q9 Ferenoval	HUN	Suzuki Swift 1.4	11	24:25.829	3.232	2.267	118.3	2	2:11.811	119.6
4	587	Zsombor Pintér	HUN	1.4	4	M1RA	HUN	Suzuki Swift 1.4	11	24:26.473	3.876	0.644	118.3	3	2:11.811	119.6
5	523	Márton Csuzi	HUN	1.4	5	M1RA	HUN	Suzuki Swift 1.4	11	24:31.425	8.828	4.952	117.9	2	2:12.384	119.1
6	550	István Bernula	HUN	1.4	6	GFS Racing Team	HUN	Suzuki Swift 1.4	11	24:32.678	10.081	1.253	117.8	2	2:12.020	119.4
7	547	Eszter Németh	HUN	1.4	7	Széchenyi István Egyetem Sportegyesület	HUN	Suzuki Swift 1.4	11	24:37.217	14.620	4.539	117.4	3	2:12.880	118.6
8	521	Vince Keller	HUN	1.4	8	Car Competition Racing Team	HUN	Suzuki Swift 1.4	11	24:37.695	15.098	0.478	117.4	4	2:13.059	118.5
9	504	Balázs György	HUN	1.4	9	GFS Racing Team	HUN	Suzuki Swift 1.4	11	24:42.672	20.075	4.977	117.0	2	2:13.458	118.1
10	528	Oskar Marszalkowski	POL	1.4	10	Darek Nowicki Racing	POL	Suzuki Swift 1.4	11	24:43.801	21.204	1.129	116.9	6	2:13.537	118.1
11	131	Bastian Frischmann	AUT	1.4	11	Suzuki Team Austria	AUT	Suzuki Swift 1.4	11	25:09.467	46.870	25.666	114.9	3	2:15.761	116.1
12	511	Krisztián Füge	HUN	1.4	12	Wixxico	HUN	Suzuki Swift 1.4	11	25:09.801	47.204	0.334	114.9	3	2:15.340	116.5
13	544	Zoltán Csuti	HUN	1.6	1	M1RA	HUN	Suzuki Swift 1.6	11	25:29.723	1:07.126	19.922	113.4	2	2:16.949	115.1
14	571	Maciej Szubczynski	POL	1.6	2	Darek Nowicki Racing	POL	Suzuki Swift 1.6	11	25:33.589	1:10.992	3.866	113.1	2	2:18.300	114.0
15	506	Milán Merk	HUN	1.6	3	GFS Racing Team	HUN	Suzuki Swift 1.6	11	25:36.115	1:13.518	2.526	112.9	2	2:18.188	114.1
16	577	József Merk	HUN	1.6	4	GFS Racing Team	HUN	Suzuki Swift 1.6	11	25:46.169	1:23.572	10.054	112.2	6	2:19.084	113.3
17	555	Borys Lisiecki	POL	1.6	5	Darek Nowicki Racing	POL	Suzuki Swift 1.6	11	25:46.820	1:24.223	0.651	112.1	7	2:19.124	113.3
18	565	Ferenc Hartmann	HUN	1.6	6	Q9 Ferenoval	HUN	Suzuki Swift 1.6	10	24:35.026	1 Lap	1 Lap	106.9	8	2:23.514	109.8
19	551	Zichao Wang	DEU	1.6	7	GFS Racing Team	DEU	Suzuki Swift 1.6	10	26:31.907	1 Lap	1:56.881	99.0	9	2:34.336	102.1
<b>Not classified: (Requirements: 75% of number laps of leader = 9 Laps)</b>																
569	Ábel Sánta	HUN	1.4		GFS Racing Team	HUN	Suzuki Swift 1.4									

Fastest lap Balázs Hartmann in 2:11.811 at 119.6 Km/h in lap 2

Published at:.....

Track Temp: 31.3 °C Air Temp: 24.3 °C Humidity: 65 % Track Status: DRY

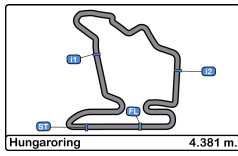
**Race Director:**

Péter Faluvégi

**Timekeeper:**

Luis Garcia  
 JOB-2654-ESP/M





**Hungaroring**  
**Swift Cup Europe**  
**Race - 1**  
**Provisional Results by Category**



1.4 Turbo																
Clas	Nº	Driver	Nat	Cat	Clas	Team	Nat	Vehicle	Laps	Total Time	Gap	Interval	Km/h	Best	Time	Km/h
1	507	Móric Csermely	HUN	1.4	1	GFS Racing Team	HUN	Suzuki Swift 1.4 Turbo	11	24:22.597			118.6	4	2:11.825	119.6
2	501	Fabian Dybionka	POL	1.4	2	Darek Nowicki Racing	POL	Suzuki Swift 1.4 Turbo	11	24:23.562	0.965	0.965	118.5	4	2:11.838	119.6
3	505	Balázs Hartmann	HUN	1.4	3	Q9 Ferenoval	HUN	Suzuki Swift 1.4 Turbo	11	24:25.829	3.232	2.267	118.3	2	2:11.811	119.6
4	587	Zsombor Pintér	HUN	1.4	4	M1RA	HUN	Suzuki Swift 1.4 Turbo	11	24:26.473	3.876	0.644	118.3	3	2:11.811	119.6
5	523	Márton Csuzi	HUN	1.4	5	M1RA	HUN	Suzuki Swift 1.4 Turbo	11	24:31.425	8.828	4.952	117.9	2	2:12.384	119.1
6	550	István Bernula	HUN	1.4	6	GFS Racing Team	HUN	Suzuki Swift 1.4 Turbo	11	24:32.678	10.081	1.253	117.8	2	2:12.020	119.4
7	547	Eszter Németh	HUN	1.4	7	Széchenyi István Egyetem	HUN	Suzuki Swift 1.4 Turbo	11	24:37.217	14.620	4.539	117.4	3	2:12.880	118.6
8	521	Vince Keller	HUN	1.4	8	Car Competition Racing Team	HUN	Suzuki Swift 1.4 Turbo	11	24:37.695	15.098	0.478	117.4	4	2:13.059	118.5
9	504	Balázs György	HUN	1.4	9	GFS Racing Team	HUN	Suzuki Swift 1.4 Turbo	11	24:42.672	20.075	4.977	117.0	2	2:13.458	118.1
10	528	Oskar Marszalkowski	POL	1.4	10	Darek Nowicki Racing	POL	Suzuki Swift 1.4 Turbo	11	24:43.801	21.204	1.129	116.9	6	2:13.537	118.1
11	131	Bastian Frischmann	AUT	1.4	11	Suzuki Team Austria	AUT	Suzuki Swift 1.4 Turbo	11	25:09.467	46.870	25.666	114.9	3	2:15.761	116.1
12	511	Krisztián Füge	HUN	1.4	12	Wixxico	HUN	Suzuki Swift 1.4 Turbo	11	25:09.801	47.204	0.334	114.9	3	2:15.340	116.5

Not classified: (Requirements: 75% of number laps of leader = 9 Laps)

569	Ábel Sánta	HUN	1.4	13	GFS Racing Team	HUN	Suzuki Swift 1.4 Turbo
-----	------------	-----	-----	----	-----------------	-----	------------------------

1.6																
Clas	Nº	Driver	Nat	Cat	Clas	Team	Nat	Vehicle	Laps	Total Time	Gap	Interval	Km/h	Best	Time	Km/h
1	544	Zoltán Csuti	HUN	1.6	1	M1RA	HUN	Suzuki Swift 1.6	11	25:29.723			113.4	2	2:16.949	115.1
2	571	Maciej Szubczynski	POL	1.6	2	Darek Nowicki Racing	POL	Suzuki Swift 1.6	11	25:33.589	3.866	3.866	113.1	2	2:18.300	114.0
3	506	Milán Merk	HUN	1.6	3	GFS Racing Team	HUN	Suzuki Swift 1.6	11	25:36.115	6.392	2.526	112.9	2	2:18.188	114.1
4	577	József Merk	HUN	1.6	4	GFS Racing Team	HUN	Suzuki Swift 1.6	11	25:46.169	16.446	10.054	112.2	6	2:19.084	113.3
5	555	Borys Lisiecki	POL	1.6	5	Darek Nowicki Racing	POL	Suzuki Swift 1.6	11	25:46.820	17.097	0.651	112.1	7	2:19.124	113.3
6	565	Ferenc Hartmann	HUN	1.6	6	Q9 Ferenoval	HUN	Suzuki Swift 1.6	10	24:35.026	1 Lap	1 Lap	106.9	8	2:23.514	109.8
7	551	Zichao Wang	DEU	1.6	7	GFS Racing Team	DEU	Suzuki Swift 1.6	10	26:31.907	1 Lap	1:56.881	99.0	9	2:34.336	102.1

Fastest lap Balázs Hartmann in 2:11.811 at 119.6 Km/h in lap 2

Published at:.....

Track Temp: 31.3 °C Air Temp: 24.3 °C Humidity: 65 % Track Status: DRY

**Race Director:**

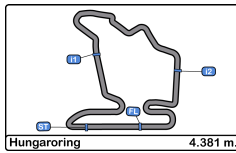
Péter Faluvégi

**Timekeeper:**

Luis Garcia

JOB-2654-ESP/M





**Hungaroring**  
**Swift Cup Europe**  
**Race - 1**



**Provisional Classification by Driver Fastest Lap**

Cl	N°	Entrant/Team	Nat	Vehicle	Driver	Nat	Cat	Cl	Laps	Best	Time	Gap	Interval	Km/h
1	505	Q9 Ferenoval	HUN	Suzuki Swift 1.4 Turbo	Balázs Hartmann	HUN	1.4 Turbo	1	11	2	2:11.811			119.6
2	587	M1RA	HUN	Suzuki Swift 1.4 Turbo	Zsombor Pintér	HUN	1.4 Turbo	2	11	3	2:11.811	0.000	0.000	119.6
3	507	GFS Racing Team	HUN	Suzuki Swift 1.4 Turbo	Móric Csermely	HUN	1.4 Turbo	3	11	4	2:11.825	0.014	0.014	119.6
4	501	Darek Nowicki Racing	POL	Suzuki Swift 1.4 Turbo	Fabian Dybionka	POL	1.4 Turbo	4	11	4	2:11.838	0.027	0.013	119.6
5	550	GFS Racing Team	HUN	Suzuki Swift 1.4 Turbo	István Bernula	HUN	1.4 Turbo	5	11	2	2:12.020	0.209	0.182	119.4
6	523	M1RA	HUN	Suzuki Swift 1.4 Turbo	Márton Csuzi	HUN	1.4 Turbo	6	11	2	2:12.384	0.573	0.364	119.1
7	547	Széchenyi István Egyetem Sportegyesület	HUN	Suzuki Swift 1.4 Turbo	Eszter Németh	HUN	1.4 Turbo	7	11	3	2:12.880	1.069	0.496	118.6
8	521	Car Competition Racing Team	HUN	Suzuki Swift 1.4 Turbo	Vince Keller	HUN	1.4 Turbo	8	11	4	2:13.059	1.248	0.179	118.5
9	504	GFS Racing Team	HUN	Suzuki Swift 1.4 Turbo	Balázs György	HUN	1.4 Turbo	9	11	2	2:13.458	1.647	0.399	118.1
10	528	Darek Nowicki Racing	POL	Suzuki Swift 1.4 Turbo	Oskar Marszalkowski	POL	1.4 Turbo	10	11	6	2:13.537	1.726	0.079	118.1
11	511	Wixxico	HUN	Suzuki Swift 1.4 Turbo	Krisztián Füge	HUN	1.4 Turbo	11	11	3	2:15.340	3.529	1.803	116.5
12	131	Suzuki Team Austria	AUT	Suzuki Swift 1.4 Turbo	Bastian Frischmann	AUT	1.4 Turbo	12	11	3	2:15.761	3.950	0.421	116.1
13	544	M1RA	HUN	Suzuki Swift 1.6	Zoltán Csuti	HUN	1.6	1	11	2	2:16.949	5.138	1.188	115.1
14	506	GFS Racing Team	HUN	Suzuki Swift 1.6	Milán Merk	HUN	1.6	2	11	2	2:18.188	6.377	1.239	114.1
15	571	Darek Nowicki Racing	POL	Suzuki Swift 1.6	Maciej Szubczynski	POL	1.6	3	11	2	2:18.300	6.489	0.112	114.0
16	577	GFS Racing Team	HUN	Suzuki Swift 1.6	József Merk	HUN	1.6	4	11	6	2:19.084	7.273	0.784	113.3
17	555	Darek Nowicki Racing	POL	Suzuki Swift 1.6	Borys Lisiecki	POL	1.6	5	11	7	2:19.124	7.313	0.040	113.3
18	565	Q9 Ferenoval	HUN	Suzuki Swift 1.6	Ferenc Hartmann	HUN	1.6	6	10	8	2:23.514	11.703	4.390	109.8
19	551	GFS Racing Team	DEU	Suzuki Swift 1.6	Zichao Wang	DEU	1.6	7	10	9	2:34.336	22.525	10.822	102.1



**Hungaroring**  
**Swift Cup Europe**  
**Race - 1**



**Distance and Speed Average**

Clas	Nº	Driver	Nat	Cat	Clas	Team	Nat	Vehicle	Laps	Distance	Total Time	Km/h
1	507	Móric Csermely	HUN	1.4	1	GFS Racing Team	HUN	Suzuki Swift 1.4 Turbo	11	48.19	24:22.597	118.6
2	501	Fabian Dybionka	POL	1.4	2	Darek Nowicki Racing	POL	Suzuki Swift 1.4 Turbo	11	48.19	24:23.562	118.5
3	505	Balázs Hartmann	HUN	1.4	3	Q9 Ferenoval	HUN	Suzuki Swift 1.4 Turbo	11	48.19	24:25.829	118.3
4	587	Zsombor Pintér	HUN	1.4	4	M1RA	HUN	Suzuki Swift 1.4 Turbo	11	48.19	24:26.473	118.3
5	523	Márton Csuzi	HUN	1.4	5	M1RA	HUN	Suzuki Swift 1.4 Turbo	11	48.19	24:31.425	117.9
6	550	István Bernula	HUN	1.4	6	GFS Racing Team	HUN	Suzuki Swift 1.4 Turbo	11	48.19	24:32.678	117.8
7	547	Eszter Németh	HUN	1.4	7	Széchenyi István Egyetem Sportegyesület	HUN	Suzuki Swift 1.4 Turbo	11	48.19	24:37.217	117.4
8	521	Vince Keller	HUN	1.4	8	Car Competition Racing Team	HUN	Suzuki Swift 1.4 Turbo	11	48.19	24:37.695	117.4
9	504	Balázs György	HUN	1.4	9	GFS Racing Team	HUN	Suzuki Swift 1.4 Turbo	11	48.19	24:42.672	117.0
10	528	Oskar Marszalkowski	POL	1.4	10	Darek Nowicki Racing	POL	Suzuki Swift 1.4 Turbo	11	48.19	24:43.801	116.9
11	131	Bastian Frischmann	AUT	1.4	11	Suzuki Team Austria	AUT	Suzuki Swift 1.4 Turbo	11	48.19	25:09.467	114.9
12	511	Krisztián Füge	HUN	1.4	12	Wixxico	HUN	Suzuki Swift 1.4 Turbo	11	48.19	25:09.801	114.9
13	544	Zoltán Csuti	HUN	1.6	1	M1RA	HUN	Suzuki Swift 1.6	11	48.19	25:29.723	113.4
14	571	Maciej Szubczynski	POL	1.6	2	Darek Nowicki Racing	POL	Suzuki Swift 1.6	11	48.19	25:33.589	113.1
15	506	Milán Merk	HUN	1.6	3	GFS Racing Team	HUN	Suzuki Swift 1.6	11	48.19	25:36.115	112.9
16	577	József Merk	HUN	1.6	4	GFS Racing Team	HUN	Suzuki Swift 1.6	11	48.19	25:46.169	112.2
17	555	Borys Lisiecki	POL	1.6	5	Darek Nowicki Racing	POL	Suzuki Swift 1.6	11	48.19	25:46.820	112.1
18	565	Ferenc Hartmann	HUN	1.6	6	Q9 Ferenoval	HUN	Suzuki Swift 1.6	10	43.81	24:35.026	106.9
19	551	Zichao Wang	DEU	1.6	7	GFS Racing Team	DEU	Suzuki Swift 1.6	10	43.81	26:31.907	99.0
20	569	Ábel Sánta	HUN	1.4	13	GFS Racing Team	HUN	Suzuki Swift 1.4 Turbo	0			



**Hungaroring**  
**Swift Cup Europe**  
**Race - 1**  
**Lap Analysis**



**131** Bastian Frischmann Suzuki Swift 1.4 Turbo **505** Balázs Hartmann Suzuki Swift 1.4 Turbo  
 1.4 Turbo Suzuki Team Austria 1.4 Turbo Q9 Ferenoval

Lap D	Time	Sector 1	Sector 2	Sector 3	T. Spd	Elapsed	Lap D	Time	Sector 1	Sector 2	Sector 3	T. Spd	Elapsed
1	2:23.955	56.845	49.300	37.810	139.1	2:23.955	1	2:18.757	54.196	48.028	36.533	133.0	2:18.757
2	2:15.884	49.565	48.969	37.350	162.4	4:39.839	2	2:11.811	47.910	47.571	36.330	167.4	4:30.568
3	2:15.761	48.901	49.181	37.679	162.8	6:55.600	3	2:11.997	47.948	47.600	36.449	166.1	6:42.565
4	2:16.111		3:05.419	37.552	165.1	9:11.711	4	2:11.897	47.975	47.431	36.491	165.6	8:54.462
5	2:16.895	49.461	49.812	37.622	161.1	11:28.606	5	2:13.774	48.346	48.840	36.588	166.1	11:08.236
6	2:17.023		3:06.563	37.894	159.7	13:45.629	6	2:12.598	47.771	47.919	36.908	170.3	13:20.834
7	2:16.626		5:23.516	37.567	164.1	16:02.255	7	2:14.386	48.671	48.785	36.930	169.2	15:35.220
8	2:17.669	50.111	49.452	38.106	161.4	18:19.924	8	2:12.537	48.181	47.769	36.587	170.0	17:47.757
9	2:16.363	49.437	48.947	37.979	160.7	20:36.287	9	2:12.795	47.892	48.143	36.760	169.8	20:00.552
10	2:16.607		3:05.875	37.658	160.4	22:52.894	10	2:12.423	47.824	47.910	36.689	169.2	22:12.975
11	2:16.573		5:22.360	37.746	161.6	25:09.467	11	2:12.854	47.869	48.004	36.981	168.7	24:25.829

**501** Fabian Dybionka Suzuki Swift 1.4 Turbo **506** Milán Merk Suzuki Swift 1.6  
 1.4 Turbo Darek Nowicki Racing 1.6 GFS Racing Team

Lap D	Time	Sector 1	Sector 2	Sector 3	T. Spd	Elapsed	Lap D	Time	Sector 1	Sector 2	Sector 3	T. Spd	Elapsed
1	2:19.976	54.935	48.506	36.535	137.9	2:19.976	1	2:29.055	1:00.813	50.232	38.010	139.7	2:29.055
2	2:12.001	47.395	48.001	36.605	173.0	4:31.977	2	2:18.188	50.539	49.646	38.003	158.3	4:47.243
3	2:12.158	47.869	47.590	36.699	172.5	6:44.135	3	2:18.290	50.577	49.758	37.955	158.5	7:05.533
4	2:11.838	47.435	47.902	36.501	171.9	8:55.973	4	2:18.860	50.629	50.141	38.090	159.0	9:24.393
5	2:13.277	47.386	49.178	36.713	171.1	11:09.250	5	2:18.605	50.400	49.827	38.378	157.8	11:42.998
6	2:12.150	47.475	47.983	36.692	174.1	13:21.400	6	2:18.533	50.719	49.648	38.166	155.1	14:01.531
7	2:13.480	48.049	48.483	36.948	172.2	15:34.880	7	2:18.389	50.459	49.746	38.184	157.4	16:19.920
8	2:12.214	47.947	47.673	36.594	169.8	17:47.094	8	2:18.637	50.613	50.186	37.838	156.7	18:38.557
9	2:11.897	47.478	47.797	36.622	171.1	19:58.991	9	2:18.294	50.636	49.565	38.093	158.1	20:56.851
10	2:12.096	47.579	47.749	36.768	171.4	22:11.087	10	2:19.125	50.843	49.917	38.365	157.6	23:15.976
11	2:12.475	47.731	47.860	36.884	169.5	24:23.562	11	2:20.139	51.893	49.787	38.459	157.2	25:36.115

**504** Balázs György Suzuki Swift 1.4 Turbo **507** Móric Csermely Suzuki Swift 1.4 Turbo  
 1.4 Turbo GFS Racing Team 1.4 Turbo GFS Racing Team

Lap D	Time	Sector 1	Sector 2	Sector 3	T. Spd	Elapsed	Lap D	Time	Sector 1	Sector 2	Sector 3	T. Spd	Elapsed
1	2:22.768	56.523	49.238	37.007	142.2	2:22.768	1	2:19.270	54.357	48.388	36.525	133.1	2:19.270
2	2:13.458	48.028	48.553	36.877	174.4	4:36.226	2	2:11.920	47.607	47.848	36.465	171.1	4:31.190
3	2:13.651	47.858	48.824	36.969	171.4	6:49.877	3	2:11.949	48.000	47.494	36.455	167.9	6:43.139
4	2:13.676	48.085	48.619	36.972	173.9	9:03.553	4	2:11.825	47.916	47.425	36.484	168.7	8:54.964
5	2:14.742	48.537	49.038	37.167	172.2	11:18.295	5	2:12.724	47.770	48.460	36.494	168.7	11:07.688
6	2:13.877	48.287	48.737	36.853	170.6	13:32.172	6	2:12.436	47.865	47.855	36.716	166.9	13:20.124
7	2:13.904	48.132	48.580	37.192	169.0	15:46.076	7	2:12.301	47.845	47.949	36.507	166.9	15:32.425
8	2:13.992	48.280	48.851	36.861	170.3	18:00.068	8	2:12.614	47.891	47.929	36.794	167.4	17:45.039
9	2:13.991	48.010	48.971	37.010	170.6	20:14.059	9	2:12.534	47.959	47.976	36.599	166.6	19:57.573
10	2:14.693	48.361	48.983	37.349	169.2	22:28.752	10	2:12.585	48.113	47.768	36.704	166.4	22:10.158
11	2:13.920	48.002	48.773	37.145	168.4	24:42.672	11	2:12.439	47.964	47.836	36.639	166.4	24:22.597





**Hungaroring**  
**Swift Cup Europe**  
**Race - 1**  
**Lap Analysis**



**511** Krisztián Füge Suzuki Swift 1.4 Turbo **528** Oskar Marszalkowski Suzuki Swift 1.4 Turbo  
 1.4 Turbo Wixxico 1.4 Turbo Darek Nowicki Racing

Lap D	Time	Sector 1	Sector 2	Sector 3	T. Spd	Elapsed	Lap D	Time	Sector 1	Sector 2	Sector 3	T. Spd	Elapsed
1	2:24.925	57.972	49.744	37.209	142.4	2:24.925	1	2:24.084	56.854	49.766	37.464	144.7	2:24.084
2	2:15.509	48.785	49.609	37.115	169.8	4:40.434	2	2:14.420	48.950	48.284	37.186	169.5	4:38.504
3	2:15.340	48.606	49.260	37.474	170.0	6:55.774	3	2:14.093	48.205	48.740	37.148	170.3	6:52.597
4	2:16.373	49.142	49.695	37.536	168.7	9:12.147	4	2:14.162	48.308	48.697	37.157	169.5	9:06.759
5	2:16.597	49.187	50.108	37.302	170.0	11:28.744	5	2:13.556	48.074	48.494	36.988	169.2	11:20.315
6	2:17.082		3:06.763	37.729	167.4	13:45.826	6	2:13.537	48.141	48.435	36.961	170.3	13:33.852
7	2:17.056		5:24.164	37.384	169.0	16:02.882	7	2:14.326	48.607	48.496	37.223	170.0	15:48.178
8	2:18.648	50.041	49.211	39.396	168.7	18:21.530	8	2:14.094	48.134	48.616	37.344	169.8	18:02.272
9	2:16.087	49.417	49.130	37.540	166.9	20:37.617	9	2:14.068	48.174	48.550	37.344	170.0	20:16.340
10	2:15.619	48.999	49.211	37.409	165.8	22:53.236	10	2:13.920	48.202	48.631	37.087	169.5	22:30.260
11	2:16.565		3:05.582	37.603	170.8	25:09.801	11	2:13.541	48.031	48.508	37.002	170.3	24:43.801

**521** Vince Keller Suzuki Swift 1.4 Turbo **544** Zoltán Csuti Suzuki Swift 1.6  
 1.4 Turbo Car Competition Racing Team 1.6 M1RA

Lap D	Time	Sector 1	Sector 2	Sector 3	T. Spd	Elapsed	Lap D	Time	Sector 1	Sector 2	Sector 3	T. Spd	Elapsed
1	2:22.027	55.657	49.494	36.876	141.1	2:22.027	1	2:26.264	59.451	49.258	37.555	138.8	2:26.264
2	2:13.338	48.186	48.167	36.985	171.1	4:35.365	2	2:16.949	50.199	49.153	37.597	156.7	4:43.213
3	2:14.259	48.457	48.733	37.069	169.5	6:49.624	3	2:17.437	50.256	49.364	37.817	156.0	7:00.650
4	2:13.059	48.014	47.973	37.072	170.6	9:02.683	4	2:18.336	50.586	49.744	38.006	154.9	9:18.986
5	2:13.411	48.006	48.117	37.288	169.2	11:16.094	5	2:18.354	50.507	49.803	38.044	154.5	11:37.340
6	2:13.537	48.023	48.436	37.078	169.8	13:29.631	6	2:18.651	50.622	49.939	38.090	153.6	13:55.991
7	2:13.416	48.067	48.244	37.105	169.5	15:43.047	7	2:18.681	50.838	49.835	38.008	153.8	16:14.672
8	2:13.214	48.046	48.155	37.013	169.8	17:56.261	8	2:18.680	50.641	50.099	37.940	154.2	18:33.352
9	2:13.707	48.138	48.398	37.171	169.8	20:09.968	9	2:18.482	50.617	49.849	38.016	154.0	20:51.834
10	2:13.496	48.188	48.220	37.088	169.2	22:23.464	10	2:18.760	50.808	49.891	38.061	152.9	23:10.594
11	2:14.231	47.812	48.866	37.553	170.3	24:37.695	11	2:19.129	50.793	49.974	38.362	152.9	25:29.723

**523** Márton Csuzi Suzuki Swift 1.4 Turbo **547** Eszter Németh Suzuki Swift 1.4 Turbo  
 1.4 Turbo M1RA 1.4 Turbo Széchenyi István Egyetem

Lap D	Time	Sector 1	Sector 2	Sector 3	T. Spd	Elapsed	Lap D	Time	Sector 1	Sector 2	Sector 3	T. Spd	Elapsed
1	2:21.722	55.421	49.483	36.818	137.4	2:21.722	1	2:22.366	56.075	49.329	36.962	137.4	2:22.366
2	2:12.384	47.758	47.669	36.957	171.4	4:34.106	2	2:13.169	47.984	48.262	36.923	173.9	4:35.535
3	2:12.584	47.631	47.954	36.999	169.0	6:46.690	3	2:12.880	48.134	47.999	36.747	170.6	6:48.415
4	2:12.985	47.790	48.457	36.738	172.2	8:59.675	4	2:13.128	47.675	48.424	37.029	171.1	9:01.543
5	2:12.728	47.657	48.218	36.853	171.1	11:12.403	5	2:13.490	47.926	48.612	36.952	171.1	11:15.033
6	2:13.122	47.820	48.288	37.014	169.8	13:25.525	6	2:13.492	47.913	48.603	36.976	170.8	13:28.525
7	2:13.071	47.800	47.985	37.286	170.8	15:38.596	7	2:13.231	47.741	48.620	36.870	172.2	15:41.756
8	2:13.433	47.982	48.376	37.075	171.1	17:52.029	8	2:13.171	47.704	48.563	36.904	166.4	17:54.927
9	2:12.666	47.787	48.131	36.748	171.9	20:04.695	9	2:13.668	47.768	48.758	37.142	171.1	20:08.595
10	2:13.826	47.997	49.028	36.801	173.3	22:18.521	10	2:14.228	48.032	48.950	37.246	170.0	22:22.823
11	2:12.904	47.683	48.297	36.924	170.3	24:31.425	11	2:14.394	47.837	49.278	37.279	170.8	24:37.217





**Hungaroring**  
**Swift Cup Europe**  
**Race - 1**  
**Lap Analysis**



**550** István Bernula Suzuki Swift 1.4 Turbo **571** Maciej Szubczynski Suzuki Swift 1.6  
 1.4 Turbo GFS Racing Team 1.6 Darek Nowicki Racing

Lap D	Time	Sector 1	Sector 2	Sector 3	T. Spd	Elapsed	Lap D	Time	Sector 1	Sector 2	Sector 3	T. Spd	Elapsed
1	2:20.826	55.083	49.247	36.496	142.1	2:20.826	1	2:28.277	59.847	50.409	38.021	139.8	2:28.277
2	2:12.020	47.630	47.738	36.652	173.6	4:32.846	2	2:18.300	50.508	49.609	38.183	156.7	4:46.577
3	2:13.441	47.705	48.820	36.916	171.9	6:46.287	3	2:18.568	50.928	49.681	37.959	156.0	7:05.145
4	2:12.504	47.813	47.724	36.967	170.8	8:58.791	4	2:18.510	50.818	49.812	37.880	155.6	9:23.655
5	2:12.835	48.003	47.845	36.987	170.8	11:11.626	5	2:18.527	50.653	49.802	38.072	155.1	11:42.182
6	2:12.817	47.767	47.907	37.143	170.6	13:24.443	6	2:18.734	50.827	49.847	38.060	154.5	14:00.916
7	2:13.378	47.811	47.941	37.626	170.3	15:37.821	7	2:18.325	50.705	49.615	38.005	154.7	16:19.241
8	2:13.576	48.501	48.001	37.074	170.0	17:51.397	8	2:18.562	50.768	49.771	38.023	154.5	18:37.803
9	2:12.949	47.842	48.021	37.086	170.0	20:04.346	9	2:18.584	50.901	49.664	38.019	154.0	20:56.387
10	2:14.769	48.561	49.154	37.054	169.2	22:19.115	10	2:18.704	51.056	49.633	38.015	154.0	23:15.091
11	2:13.563	47.957	48.320	37.286	170.8	24:32.678	11	2:18.498	50.608	49.713	38.177	154.7	25:33.589

**551** Zichao Wang Suzuki Swift 1.6 **577** József Merk Suzuki Swift 1.6  
 1.6 GFS Racing Team 1.6 GFS Racing Team

Lap D	Time	Sector 1	Sector 2	Sector 3	T. Spd	Elapsed	Lap D	Time	Sector 1	Sector 2	Sector 3	T. Spd	Elapsed
1	2:47.417	1:06.904	58.030	42.483	132.0	2:47.417	1	2:30.617	1:01.441	50.792	38.384	140.0	2:30.617
2	2:40.130	56.768	1:00.179	43.183	148.7	5:27.547	2	2:19.880	51.173	50.459	38.248	156.0	4:50.497
3	2:39.610	56.770	59.151	43.689	148.3	8:07.157	3	2:19.915	50.906	50.758	38.251	155.3	7:10.412
4	2:37.685	55.743	59.266	42.676	150.0	10:44.842	4	2:19.162	50.767	50.202	38.193	154.5	9:29.574
5	2:42.169	55.700	59.974	46.495	148.5	13:27.011	5	2:19.420	51.198	50.124	38.098	154.7	11:48.994
6	2:41.586	58.983	1:00.920	41.683	141.1	16:08.597	6	2:19.084	50.791	50.019	38.274	154.7	14:08.078
7	2:38.012	54.956	1:00.316	42.740	150.8	18:46.609	7	2:19.358	50.961	50.111	38.286	154.5	16:27.436
8	2:36.200	56.596	57.675	41.929	120.4	21:22.809	8	2:19.530	50.922	50.218	38.390	153.8	18:46.966
9	2:34.336	54.387	57.664	42.285	150.6	23:57.145	9	2:19.511	51.036	50.205	38.270	154.2	21:06.477
10	2:34.762	55.067	58.263	41.432	149.5	26:31.907	10	2:19.522	51.054	50.250	38.218	153.4	23:25.999
11	2:20.170	51.436	50.333	38.401	153.6	25:46.169							

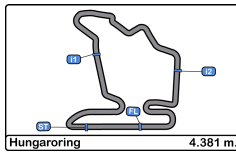
**555** Borys Lisiecki Suzuki Swift 1.6 **587** Zsombor Pintér Suzuki Swift 1.4 Turbo  
 1.6 Darek Nowicki Racing 1.4 Turbo M1RA

Lap D	Time	Sector 1	Sector 2	Sector 3	T. Spd	Elapsed	Lap D	Time	Sector 1	Sector 2	Sector 3	T. Spd	Elapsed
1	2:31.181	1:01.763	51.162	38.256	143.8	2:31.181	1	2:19.495	54.577	48.460	36.458	132.6	2:19.495
2	2:19.958	50.784	50.790	38.384	159.0	4:51.139	2	2:12.096	47.633	47.838	36.625	173.6	4:31.591
3	2:19.845	50.639	50.639	38.567	158.1	7:10.984	3	2:11.811	47.834	47.645	36.332	170.6	6:43.402
4	2:19.216	50.538	50.378	38.300	157.4	9:30.200	4	2:11.884	47.798	47.660	36.426	172.2	8:55.286
5	2:19.925	50.802	50.660	38.463	158.3	11:50.125	5	2:13.543	47.685	49.307	36.551	173.3	11:08.829
6	2:19.136	50.708	50.034	38.394	156.2	14:09.261	6	2:12.205	47.486	47.872	36.847	173.3	13:21.034
7	2:19.124	50.514	50.228	38.382	157.4	16:28.385	7	2:14.432	48.603	48.981	36.848	172.2	15:35.466
8	2:19.364	50.858	50.072	38.434	157.4	18:47.749	8	2:13.580	49.081	47.903	36.596	173.6	17:49.046
9	2:19.760	51.159	50.225	38.376	157.8	21:07.509	9	2:12.713	47.921	48.113	36.679	171.1	20:01.759
10	2:19.210	50.666	50.259	38.285	156.2	23:26.719	10	2:12.378	47.762	47.869	36.747	171.1	22:14.137
11	2:20.101	50.860	50.686	38.555	157.4	25:46.820	11	2:12.336	47.696	48.004	36.636	172.2	24:26.473

**565** Ferenc Hartmann Suzuki Swift 1.6  
 1.6 Q9 Ferenoval

Lap D	Time	Sector 1	Sector 2	Sector 3	T. Spd	Elapsed
1	2:38.039	1:03.951	53.634	40.454	133.3	2:38.039
2	2:29.803	53.971	55.137	40.695	152.3	5:07.842
3	2:27.862	53.917	54.247	39.698	150.4	7:35.704
4	2:26.427	52.995	53.636	39.796	151.4	10:02.131
5	2:24.691	52.891	52.792	39.008	151.8	12:26.822
6	2:24.358	52.906	52.420	39.032	151.8	14:51.180
7	2:23.668	52.737	51.675	39.256	152.7	17:14.848
8	2:23.514	52.616	51.853	39.045	152.5	19:38.362
9	2:24.215	52.712	52.252	39.251	152.1	22:02.577
10	2:32.449	53.193	58.571	40.685	151.8	24:35.026





**Hungaroring**  
**Swift Cup Europe**  
**Race - 1**



**Analysis by Lap**

Num	Lap Time	Gap
<b>Lap 1</b>		
505	2:18.757	
507	2:19.270	00.513
587	2:19.495	00.738
501	2:19.976	01.219
550	2:20.826	02.069
523	2:21.722	02.965
521	2:22.027	03.270
547	2:22.366	03.609
504	2:22.768	04.011
131	2:23.955	05.198
528	2:24.084	05.327
511	2:24.925	06.168
544	2:26.264	07.507
571	2:28.277	09.520
506	2:29.055	10.298
577	2:30.617	11.860
555	2:31.181	12.424
565	2:38.039	19.282
551	2:47.417	28.660

Num	Lap Time	Gap
<b>Lap 2</b>		
505	2:11.811	
507	2:11.920	00.622
587	2:12.096	01.023
501	2:12.001	01.409
550	2:12.020	02.278
523	2:12.384	03.538
521	2:13.338	04.797
547	2:13.169	04.967
504	2:13.458	05.658
528	2:14.420	07.936
131	2:15.884	09.271
511	2:15.509	09.866
544	2:16.949	12.645
571	2:18.300	16.009
506	2:18.188	16.675
577	2:19.880	19.929
555	2:19.958	20.571
565	2:29.803	37.274
551	2:40.130	56.979

Num	Lap Time	Gap
<b>Lap 3</b>		
505	2:11.997	
507	2:11.949	00.574
587	2:11.811	00.837
501	2:12.158	01.570
550	2:13.441	03.722
523	2:12.584	04.125
547	2:12.880	05.850
521	2:14.259	07.059
504	2:13.651	07.312
528	2:14.093	10.032
131	2:15.761	13.035
511	2:15.340	13.209
544	2:17.437	18.085

Num	Lap Time	Gap
571	2:18.568	22.580
506	2:18.290	22.968
577	2:19.915	27.847
555	2:19.845	28.419
565	2:27.862	53.139
551	2:39.610	1:24.592

Num	Lap Time	Gap
<b>Lap 4</b>		
505	2:11.897	
507	2:11.825	00.502
587	2:11.884	00.824
501	2:11.838	01.511
550	2:12.504	04.329
523	2:12.985	05.213
547	2:13.128	07.081
521	2:13.059	08.221
504	2:13.676	09.091
528	2:14.162	12.297
131	2:16.111	17.249
511	2:16.373	17.685
544	2:18.336	24.524
571	2:18.510	29.193
506	2:18.860	29.931
577	2:19.162	35.112
555	2:19.216	35.738
565	2:26.427	1:07.669
551	2:37.685	1:50.380

Num	Lap Time	Gap
<b>Lap 5</b>		
507	2:12.724	
505	2:13.774	00.548
587	2:13.543	01.141
501	2:13.277	01.562
550	2:12.835	03.938
523	2:12.728	04.715
547	2:13.490	07.345
521	2:13.411	08.406
504	2:14.742	10.607
528	2:13.556	12.627
131	2:16.895	20.918
511	2:16.597	21.056
544	2:18.354	29.652
571	2:18.527	34.494
506	2:18.605	35.310
577	2:19.420	41.306
555	2:19.925	42.437
565	2:24.691	1:19.134

Num	Lap Time	Gap
<b>Lap 6</b>		
507	2:12.436	
505	2:12.598	00.710
587	2:12.205	00.910
501	2:12.150	01.276
550	2:12.817	04.319
523	2:13.122	05.401
551	2:42.169	1 Lap

Num	Lap Time	Gap
547	2:13.492	08.401
521	2:13.537	09.507
504	2:13.877	12.048
528	2:13.537	13.728
131	2:17.023	25.505
511	2:17.082	25.702
544	2:18.651	35.867
571	2:18.734	40.792
506	2:18.533	41.407
577	2:19.084	47.954
555	2:19.136	49.137
565	2:24.358	1:31.056

Num	Lap Time	Gap
<b>Lap 7</b>		
507	2:12.301	
501	2:13.480	02.455
505	2:14.386	02.795
587	2:14.432	03.041
550	2:13.378	05.396
523	2:13.071	06.171
547	2:13.231	09.331
521	2:13.416	10.622
504	2:13.904	13.651
528	2:14.326	15.753
131	2:16.626	29.830
511	2:17.056	30.457
551	2:41.586	1 Lap
544	2:18.681	42.247
571	2:18.325	46.816
506	2:18.389	47.495
577	2:19.358	55.011
555	2:19.124	55.960
565	2:23.668	1:42.423

Num	Lap Time	Gap
<b>Lap 8</b>		
507	2:12.614	
501	2:12.214	02.055
505	2:12.537	02.718
587	2:13.580	04.007
550	2:13.576	06.358
523	2:13.433	06.990
547	2:13.171	09.888
521	2:13.214	11.222
504	2:13.992	15.029
528	2:14.094	17.233
131	2:17.669	34.885
511	2:18.648	36.491
544	2:18.680	48.313
571	2:18.562	52.764
506	2:18.637	53.518
551	2:38.012	1 Lap
577	2:19.530	1:01.927
555	2:19.364	1:02.710
565	2:23.514	1:53.323

Num	Lap Time	Gap
<b>Lap 9</b>		
507	2:12.534	
501	2:11.897	01.418
505	2:12.795	02.979
587	2:12.713	04.186
550	2:12.949	06.773
523	2:12.666	07.122
547	2:13.668	11.022
521	2:13.707	12.395
504	2:13.991	16.486
528	2:14.068	18.767
131	2:16.363	38.714
511	2:16.087	40.044
544	2:18.482	54.261
571	2:18.584	58.814
506	2:18.294	59.278
577	2:19.511	1:08.904
555	2:19.760	1:09.936
551	2:36.200	1 Lap
565	2:24.215	2:05.004

Num	Lap Time	Gap
<b>Lap 10</b>		
507	2:12.585	
501	2:12.096	00.929
505	2:12.423	02.817
587	2:12.378	03.979
523	2:13.826	08.363
550	2:14.769	08.957
547	2:14.228	12.665
521	2:13.496	13.306
504	2:14.693	18.594
528	2:13.920	20.102
131	2:16.607	42.736
511	2:15.619	43.078
544	2:18.760	1:00.436
571	2:18.704	1:04.933
506	2:19.125	1:05.818
577	2:19.522	1:15.841
555	2:19.210	1:16.561
551	2:34.336	1 Lap

Num	Lap Time	Gap
<b>Lap 11</b>		
507	2:12.439	
501	2:12.475	00.965
505	2:12.854	03.232
587	2:12.336	03.876
523	2:12.904	08.828
550	2:13.563	10.081
565	2:32.449	1 Lap
547	2:14.394	14.620
521	2:14.231	15.098
504	2:13.920	20.075
528	2:13.541	21.204
131	2:16.573	46.870
511	2:16.565	47.204
544	2:19.129	1:07.126





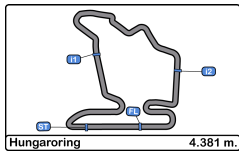


**Hungaroring**  
**Swift Cup Europe**  
**Race - 1**







**Best Sectors Results**

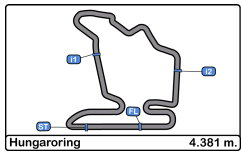
Sector - 1				Sector - 2				Sector - 3				Ideal Lap vs Best Lap			
Clas	Nº	Driver	Time	Nº	Driver	Time	Nº	Driver	Time	Clas	Nº	Driver	Ideal Lap	Best Lap	Clas
1	501	Fabian Dybionka	47.386	507	Móric Csermely	47.425	505	Balázs Hartmann	36.330	1	587	Zsombor Pintér	2:11.463	2:11.811	2
2	587	Zsombor Pintér	47.486	505	Balázs Hartmann	47.431	587	Zsombor Pintér	36.332	2	501	Fabian Dybionka	2:11.477	2:11.838	4
3	507	Móric Csermely	47.607	501	Fabian Dybionka	47.590	507	Móric Csermely	36.455	3	507	Móric Csermely	2:11.487	2:11.825	3
4	550	István Bernula	47.630	587	Zsombor Pintér	47.645	550	István Bernula	36.496	4	505	Balázs Hartmann	2:11.532	2:11.811	1
5	523	Márton Csuzi	47.631	523	Márton Csuzi	47.669	501	Fabian Dybionka	36.501	5	550	István Bernula	2:11.850	2:12.020	5
6	547	Eszter Németh	47.675	550	István Bernula	47.724	523	Márton Csuzi	36.738	6	523	Márton Csuzi	2:12.038	2:12.384	6
7	505	Balázs Hartmann	47.771	521	Vince Keller	47.973	547	Eszter Németh	36.747	7	547	Eszter Németh	2:12.421	2:12.880	7
8	521	Vince Keller	47.812	547	Eszter Németh	47.999	504	Balázs György	36.853	8	521	Vince Keller	2:12.661	2:13.059	8
9	504	Balázs György	47.858	528	Oskar Marszalkowski	48.284	521	Vince Keller	36.876	9	504	Balázs György	2:13.264	2:13.458	9
10	528	Oskar Marszalkowski	48.031	504	Balázs György	48.553	528	Oskar Marszalkowski	36.961	10	528	Oskar Marszalkowski	2:13.276	2:13.537	10
11	511	Krisztián Füge	48.606	131	Bastian Frischmann	48.947	511	Krisztián Füge	37.115	11	511	Krisztián Füge	2:14.851	2:15.340	11
12	131	Bastian Frischmann	48.901	511	Krisztián Füge	49.130	131	Bastian Frischmann	37.350	12	131	Bastian Frischmann	2:15.198	2:15.761	12
13	544	Zoltán Csuti	50.199	544	Zoltán Csuti	49.153	544	Zoltán Csuti	37.555	13	544	Zoltán Csuti	2:16.907	2:16.949	13
14	506	Milán Merk	50.400	506	Milán Merk	49.565	506	Milán Merk	37.838	14	506	Milán Merk	2:17.803	2:18.188	14
15	571	Maciej Szubczynski	50.508	571	Maciej Szubczynski	49.609	571	Maciej Szubczynski	37.880	15	571	Maciej Szubczynski	2:17.997	2:18.300	15
16	555	Borys Lisiecki	50.514	577	József Merk	50.019	577	József Merk	38.098	16	555	Borys Lisiecki	2:18.804	2:19.124	17
17	577	József Merk	50.767	555	Borys Lisiecki	50.034	555	Borys Lisiecki	38.256	17	577	József Merk	2:18.884	2:19.084	16
18	565	Ferenc Hartmann	52.616	565	Ferenc Hartmann	51.675	565	Ferenc Hartmann	39.008	18	565	Ferenc Hartmann	2:23.299	2:23.514	18
19	551	Zichao Wang	54.387	551	Zichao Wang	57.664	551	Zichao Wang	41.432	19	551	Zichao Wang	2:33.483	2:34.336	19



Hungaroring  
Swift Cup Europe  
Race - 1  
Leader Sequence



N°	Driver	Nat	Cat	Clas	Team	Nat	Vehicle	Start Lap	End Lap	Laps	Total Laps
505	Balázs Hartmann	 HUN	1.4 Turbo		Q9 Ferenoval	 HUN	Suzuki Swift 1.4 Turbo	1	4	4	4
507	Móric Csermely	 HUN	1.4 Turbo		GFS Racing Team	 HUN	Suzuki Swift 1.4 Turbo	5	11	7	7



**Hungaroring**  
**Swift Cup Europe**  
**Race - 1**  
**Best 5 Lap Times**



Cls	N°	Driver	Nat	Cat	Cls	Team	Nat	Vehicle	Best 1		Best 2		Best 3		Best 4		Best 5	
									Time	Lap	Time	Lap	Time	Lap	Time	Lap	Time	Lap
1	505	Balázs Hartmann	HUN	1.4 Turbo	1	Q9 Ferenoval	HUN	Suzuki Swift 1.4	2:11.811	2	2:11.897	4	2:11.997	3	2:12.423	10	2:12.537	8
2	587	Zsombor Pintér	HUN	1.4 Turbo	2	M1RA	HUN	Suzuki Swift 1.4	2:11.811	3	2:11.884	4	2:12.096	2	2:12.205	6	2:12.336	11
3	507	Móric Csermely	HUN	1.4 Turbo	3	GFS Racing Team	HUN	Suzuki Swift 1.4	2:11.825	4	2:11.920	2	2:11.949	3	2:12.301	7	2:12.436	6
4	501	Fabian Dybionka	POL	1.4 Turbo	4	Darek Nowicki Racing	POL	Suzuki Swift 1.4	2:11.838	4	2:11.897	9	2:12.001	2	2:12.096	10	2:12.150	6
5	550	István Bernula	HUN	1.4 Turbo	5	GFS Racing Team	HUN	Suzuki Swift 1.4	2:12.020	2	2:12.504	4	2:12.817	6	2:12.835	5	2:12.949	9
6	523	Márton Csuzi	HUN	1.4 Turbo	6	M1RA	HUN	Suzuki Swift 1.4	2:12.384	2	2:12.584	3	2:12.666	9	2:12.728	5	2:12.904	11
7	547	Eszter Németh	HUN	1.4 Turbo	7	Széchenyi István Egyetem	HUN	Suzuki Swift 1.4	2:12.880	3	2:13.128	4	2:13.169	2	2:13.171	8	2:13.231	7
8	521	Vince Keller	HUN	1.4 Turbo	8	Car Competition Racing Team	HUN	Suzuki Swift 1.4	2:13.059	4	2:13.214	8	2:13.338	2	2:13.411	5	2:13.416	7
9	504	Balázs György	HUN	1.4 Turbo	9	GFS Racing Team	HUN	Suzuki Swift 1.4	2:13.458	2	2:13.651	3	2:13.676	4	2:13.877	6	2:13.904	7
10	528	Oskar	POL	1.4 Turbo	10	Darek Nowicki Racing	POL	Suzuki Swift 1.4	2:13.537	6	2:13.541	11	2:13.556	5	2:13.920	10	2:14.068	9
11	511	Krisztián Füge	HUN	1.4 Turbo	11	Wixxico	HUN	Suzuki Swift 1.4	2:15.340	3	2:15.509	2	2:15.619	10	2:16.087	9	2:16.373	4
12	131	Bastian Frischmann	AUT	1.4 Turbo	12	Suzuki Team Austria	AUT	Suzuki Swift 1.4	2:15.761	3	2:15.884	2	2:16.111	4	2:16.363	9	2:16.573	11
13	544	Zoltán Csuti	HUN	1.6	1	M1RA	HUN	Suzuki Swift 1.6	2:16.949	2	2:17.437	3	2:18.336	4	2:18.354	5	2:18.482	9
14	506	Milán Merk	HUN	1.6	2	GFS Racing Team	HUN	Suzuki Swift 1.6	2:18.188	2	2:18.290	3	2:18.294	9	2:18.389	7	2:18.533	6
15	571	Maciej Szubczynski	POL	1.6	3	Darek Nowicki Racing	POL	Suzuki Swift 1.6	2:18.300	2	2:18.325	7	2:18.498	11	2:18.510	4	2:18.527	5
16	577	József Merk	HUN	1.6	4	GFS Racing Team	HUN	Suzuki Swift 1.6	2:19.084	6	2:19.162	4	2:19.358	7	2:19.420	5	2:19.511	9
17	555	Borys Lisiecki	POL	1.6	5	Darek Nowicki Racing	POL	Suzuki Swift 1.6	2:19.124	7	2:19.136	6	2:19.210	10	2:19.216	4	2:19.364	8
18	565	Ferenc Hartmann	HUN	1.6	6	Q9 Ferenoval	HUN	Suzuki Swift 1.6	2:23.514	8	2:23.668	7	2:24.215	9	2:24.358	6	2:24.691	5
19	551	Zichao Wang	DEU	1.6	7	GFS Racing Team	DEU	Suzuki Swift 1.6	2:34.336	9	2:34.762	10	2:36.200	8	2:37.685	4	2:38.012	7



**Hungaroring**  
**Swift Cup Europe**  
**Race - 1**  
**Best 5 Top Speeds**



Clas	Nº	Driver	Nat	Cat	Cls	Team	Nat	Vehicle	Top 1		Top 2		Top 3		Top 4		Top 5		Avg
									Km/h	Lap	Km/h	Lap	Km/h	Lap	Km/h	Lap	Km/h	Lap	
1	504	Balázs György	HUN	1.4 Turbo	1	GFS Racing Team	HUN	Suzuki Swift 1.4 Turbo	174.4	2	173.9	4	172.2	5	171.4	3	170.6	6	172.5
2	501	Fabian Dybionka	POL	1.4 Turbo	2	Darek Nowicki Racing	POL	Suzuki Swift 1.4 Turbo	174.1	6	173.0	2	172.5	3	172.2	7	171.9	4	172.8
3	547	Eszter Németh	HUN	1.4 Turbo	3	Széchenyi István Egyetem Sportegyesület	HUN	Suzuki Swift 1.4 Turbo	173.9	2	172.2	7	171.1	4	171.1	5	171.1	9	171.9
4	550	István Bernula	HUN	1.4 Turbo	4	GFS Racing Team	HUN	Suzuki Swift 1.4 Turbo	173.6	2	171.9	3	170.8	4	170.8	5	170.8	11	171.6
5	587	Zsombor Pintér	HUN	1.4 Turbo	5	M1RA	HUN	Suzuki Swift 1.4 Turbo	173.6	2	173.6	8	173.3	5	173.3	6	172.2	4	173.2
6	523	Márton Csuzi	HUN	1.4 Turbo	6	M1RA	HUN	Suzuki Swift 1.4 Turbo	173.3	10	172.2	4	171.9	9	171.4	2	171.1	5	172.0
7	507	Móric Csermely	HUN	1.4 Turbo	7	GFS Racing Team	HUN	Suzuki Swift 1.4 Turbo	171.1	2	168.7	4	168.7	5	167.9	3	167.4	8	168.8
8	521	Vince Keller	HUN	1.4 Turbo	8	Car Competition Racing Team	HUN	Suzuki Swift 1.4 Turbo	171.1	2	170.6	4	170.3	11	169.8	6	169.8	8	170.3
9	511	Krisztián Füge	HUN	1.4 Turbo	9	Wixxico	HUN	Suzuki Swift 1.4 Turbo	170.8	11	170.0	3	170.0	5	169.8	2	169.0	7	169.9
10	505	Balázs Hartmann	HUN	1.4 Turbo	10	Q9 Ferenoval	HUN	Suzuki Swift 1.4 Turbo	170.3	6	170.0	8	169.8	9	169.2	7	169.2	10	169.7
11	528	Oskar Marszalkowski	POL	1.4 Turbo	11	Darek Nowicki Racing	POL	Suzuki Swift 1.4 Turbo	170.3	3	170.3	6	170.3	11	170.0	7	170.0	9	170.2
12	131	Bastian Frischmann	AUT	1.4 Turbo	12	Suzuki Team Austria	AUT	Suzuki Swift 1.4 Turbo	165.1	4	164.1	7	162.8	3	162.4	2	161.6	11	163.2
13	506	Milán Merk	HUN	1.6	1	GFS Racing Team	HUN	Suzuki Swift 1.6	159.0	4	158.5	3	158.3	2	158.1	9	157.8	5	158.4
14	555	Borys Lisiecki	POL	1.6	2	Darek Nowicki Racing	POL	Suzuki Swift 1.6	159.0	2	158.3	5	158.1	3	157.8	9	157.4	4	158.1
15	544	Zoltán Csuti	HUN	1.6	3	M1RA	HUN	Suzuki Swift 1.6	156.7	2	156.0	3	154.9	4	154.5	5	154.2	8	155.3
16	571	Maciej Szubczynski	POL	1.6	4	Darek Nowicki Racing	POL	Suzuki Swift 1.6	156.7	2	156.0	3	155.6	4	155.1	5	154.7	7	155.6
17	577	József Merk	HUN	1.6	5	GFS Racing Team	HUN	Suzuki Swift 1.6	156.0	2	155.3	3	154.7	5	154.7	6	154.5	4	155.0
18	565	Ferenc Hartmann	HUN	1.6	6	Q9 Ferenoval	HUN	Suzuki Swift 1.6	152.7	7	152.5	8	152.3	2	152.1	9	151.8	5	152.3
19	551	Zichao Wang	DEU	1.6	7	GFS Racing Team	DEU	Suzuki Swift 1.6	150.8	7	150.6	9	150.0	4	149.5	10	148.7	2	149.9



Hungaroring  
Swift Cup Europe  
Race - 1  
Fastest Laps Sequence



Lap	Time of Day	Session Time	Nº	Driver	Nat	Cat	Team	Nat	Vehicle	Time	Km/h
2	18:53:53.722	4:30.722	505	Balázs Hartmann		1.4	Q9 Ferenoval		Suzuki Swift 1.4	2:11.811	119.6



**Hungaroring**  
**Swift Cup Europe**  
**Race - 1**



**Event Best Maximum Speed**

N°	Driver	Nat	Cat	Clas	Team	Nat	Vehicle	Km/h	Session
501	Fabian Dybionka		1.4 Turbo	1	Darek Nowicki Racing		Suzuki Swift 1.4 Turbo	174.4	Qualifying
504	Balázs György		1.4 Turbo	2	GFS Racing Team		Suzuki Swift 1.4 Turbo	174.4	Race - 1
528	Oskar Marszalkowski		1.4 Turbo	3	Darek Nowicki Racing		Suzuki Swift 1.4 Turbo	174.1	Qualifying
550	István Bernula		1.4 Turbo	4	GFS Racing Team		Suzuki Swift 1.4 Turbo	174.1	Qualifying
523	Márton Csuzi		1.4 Turbo	5	M1RA		Suzuki Swift 1.4 Turbo	174.1	Qualifying
547	Eszter Németh		1.4 Turbo	6	Széchenyi István Egyetem		Suzuki Swift 1.4 Turbo	173.9	Race - 1
587	Zsombor Pintér		1.4 Turbo	7	M1RA		Suzuki Swift 1.4 Turbo	173.6	Race - 1
507	Móric Csermely		1.4 Turbo	8	GFS Racing Team		Suzuki Swift 1.4 Turbo	172.2	Qualifying
588	Gábor Forrai		1.4 Turbo	9	GFS Racing Team		Suzuki Swift 1.4 Turbo	171.7	Collective test
521	Vince Keller		1.4 Turbo	10	Car Competition Racing Team		Suzuki Swift 1.4 Turbo	171.4	Collective test
505	Balázs Hartmann		1.4 Turbo	11	Q9 Ferenoval		Suzuki Swift 1.4 Turbo	171.4	Qualifying
511	Krisztián Füge		1.4 Turbo	12	Wixxico		Suzuki Swift 1.4 Turbo	170.8	Race - 1
569	Ábel Sánta		1.4 Turbo	13	GFS Racing Team		Suzuki Swift 1.4 Turbo	167.1	Qualifying
131	Bastian Frischmann		1.4 Turbo	14	Suzuki Team Austria		Suzuki Swift 1.4 Turbo	165.1	Race - 1
555	Borys Lisiecki		1.6	1	Darek Nowicki Racing		Suzuki Swift 1.6	163.1	Qualifying
506	Milán Merk		1.6	2	GFS Racing Team		Suzuki Swift 1.6	160.9	Collective test
571	Maciej Szubczynski		1.6	3	Darek Nowicki Racing		Suzuki Swift 1.6	160.7	Collective test
500	Egon Burkus		1.6	4	GFS Racing Team		Suzuki Swift 1.6	160.2	Collective test
544	Zoltán Csuti		1.6	5	M1RA		Suzuki Swift 1.6	159.2	Collective test
577	József Merk		1.6	6	GFS Racing Team		Suzuki Swift 1.6	158.3	Collective test
551	Zichao Wang		1.6	7	GFS Racing Team		Suzuki Swift 1.6	158.1	Qualifying
565	Ferenc Hartmann		1.6	8	Q9 Ferenoval		Suzuki Swift 1.6	157.8	Collective test



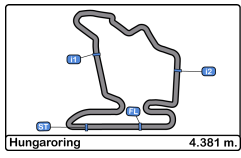
**Hungaroring**  
**Swift Cup Europe**  
**Race - 1**  
**Lap Chart**



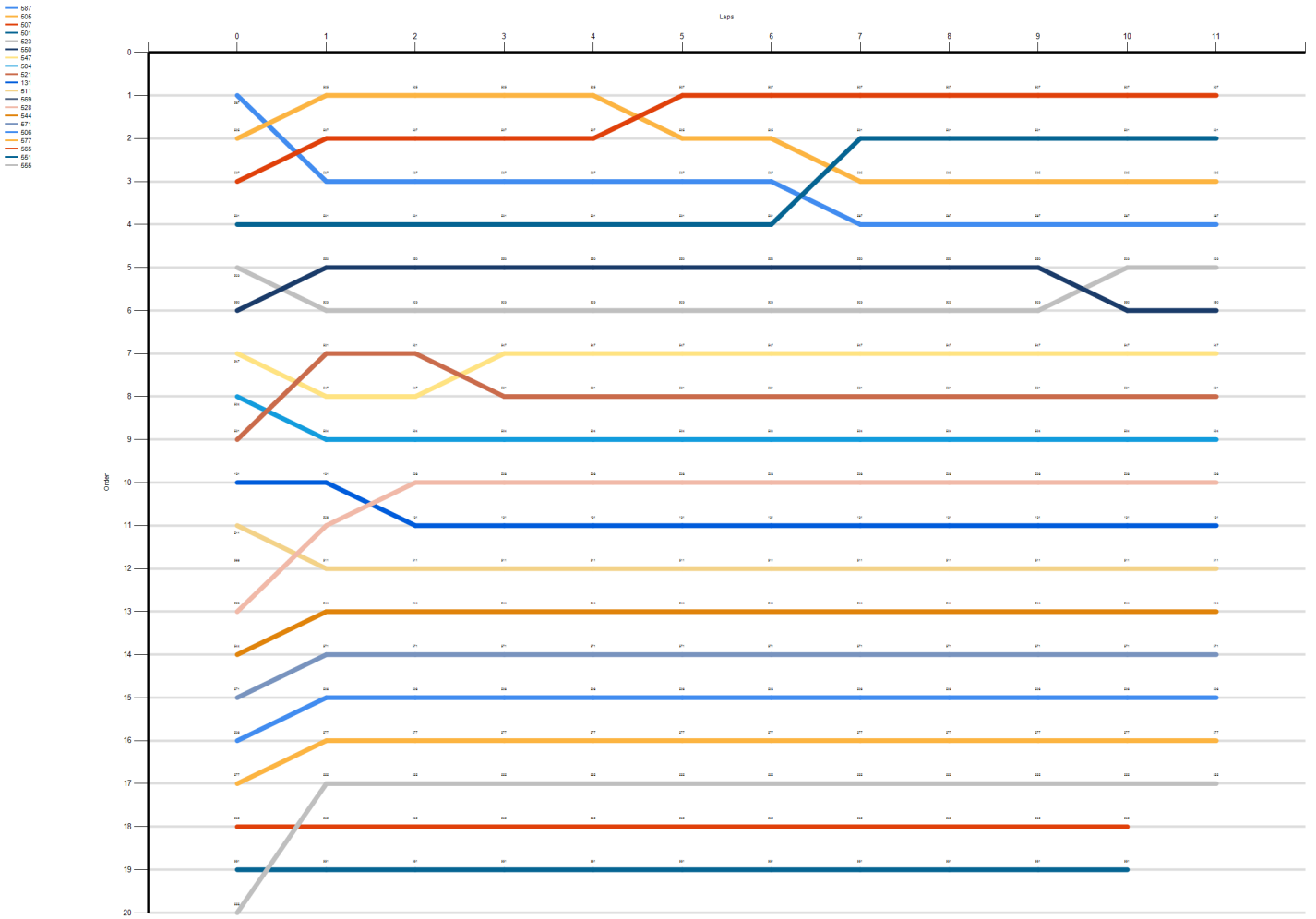
**LAP**

Nr	Pos	Grid	1	2	3	4	5	6	7	8	9	10	11
587	1	587	505	505	505	505	507	507	507	507	507	507	507
505	2	505	507	507	507	507	505	505	501	501	501	501	501
507	3	507	587	587	587	587	587	587	505	505	505	505	505
501	4	501	501	501	501	501	501	501	587	587	587	587	587
523	5	523	550	550	550	550	550	550	550	550	550	523	523
550	6	550	523	523	523	523	523	523	523	523	523	550	550
547	7	547	521	521	547	547	547	547	547	547	547	547	547
504	8	504	547	547	521	521	521	521	521	521	521	521	521
521	9	521	504	504	504	504	504	504	504	504	504	504	504
131	10	131	131	528	528	528	528	528	528	528	528	528	528
511	11	511	528	131	131	131	131	131	131	131	131	131	131
569	12	569	511	511	511	511	511	511	511	511	511	511	511
528	13	528	544	544	544	544	544	544	544	544	544	544	544
544	14	544	571	571	571	571	571	571	571	571	571	571	571
571	15	571	506	506	506	506	506	506	506	506	506	506	506
506	16	506	577	577	577	577	577	577	577	577	577	577	577
577	17	577	555	555	555	555	555	555	555	555	555	555	555
565	18	565	565	565	565	565	565	565	565	565	565	565	565
551	19	551	551	551	551	551	551	551	551	551	551	551	551
555	20	555											

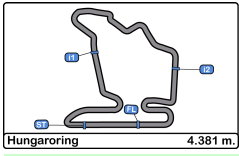




**Hungaroring**  
**Swift Cup Europe**  
**Race - 1**  
**Graphic Lap Chart**



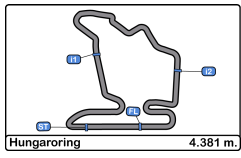




**Hungaroring**  
**Swift Cup Europe**  
**Race - 1**  
**Pit Stop Analysis**



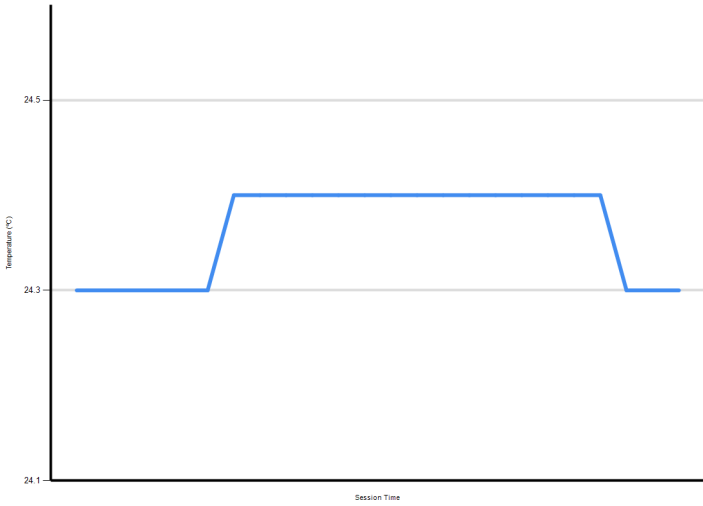
<u>Or</u> <u>d.</u>	<u>Nr.</u>	<u>In Day</u>	<u>Time</u>	<u>Team</u>	<u>Nat</u>	<u>Driver 1</u>	<u>Nat</u>	<u>Driver 2</u>	<u>Nat</u>	<u>Vehicle</u>	<u>Cat</u>	<u>In Time</u>	<u>Stop N°</u>	<u>Pit Time</u>	<u>Handicap</u>	<u>Diff.</u>
------------------------	------------	---------------	-------------	-------------	------------	-----------------	------------	-----------------	------------	----------------	------------	----------------	----------------	-----------------	-----------------	--------------



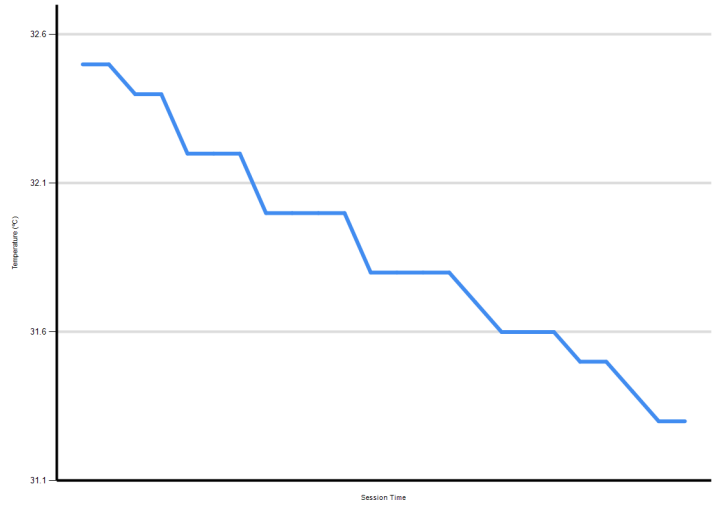
# Hungaroring Swift Cup Europe Race - 1 Weather Report




Air Temperature



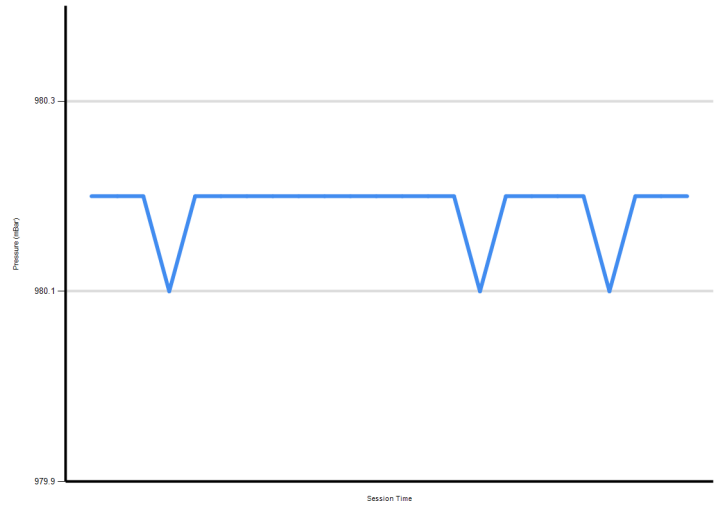
Track Temperature



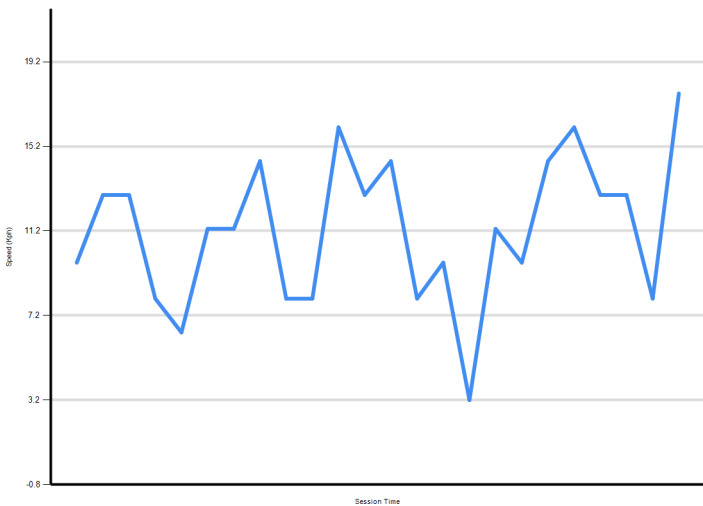
Humidity



Pressure



Wind Speed



Wind direction

